

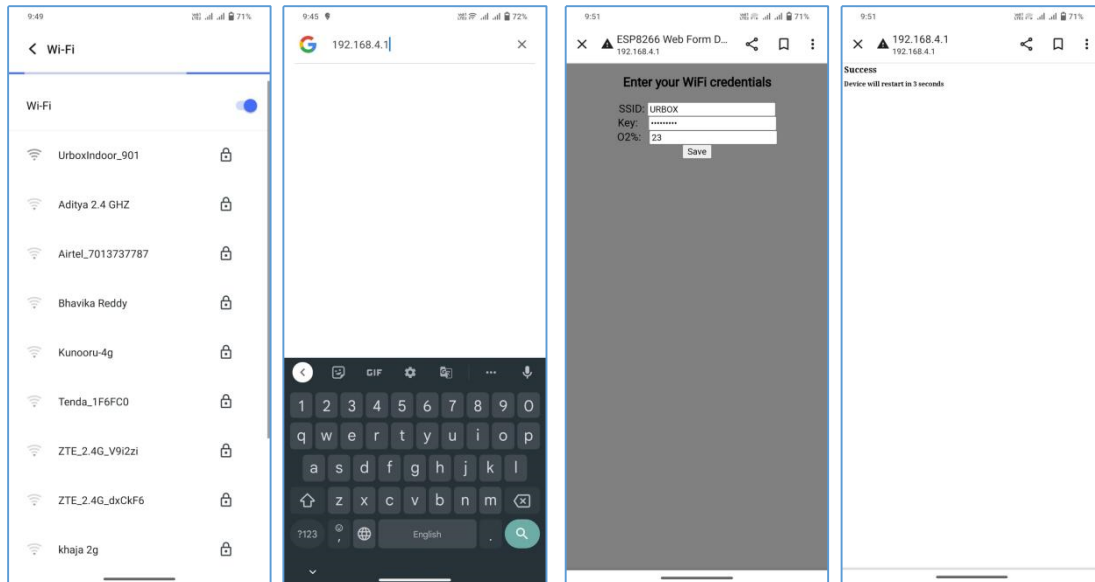


URBOX INSTALLATION MANUAL

Breathe Healthy Live Healthy...

STEP 1:

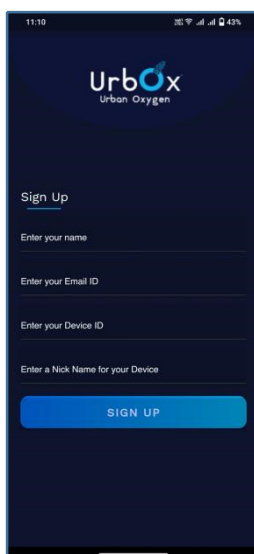
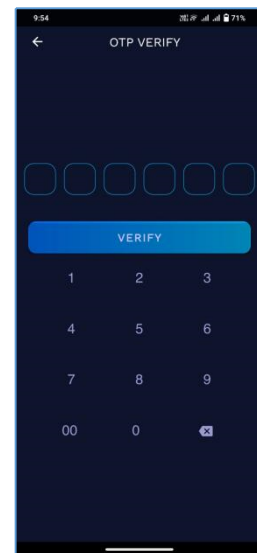
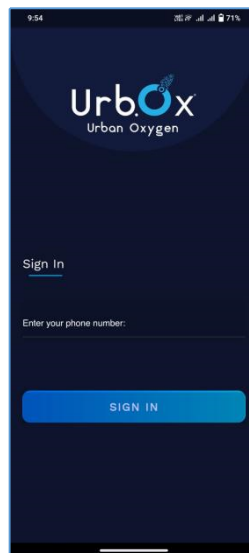
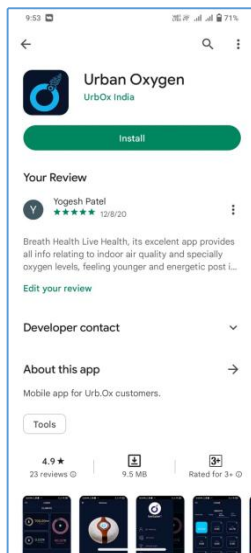
- **Connect UrbOx Indoor unit to a power source. (Red Light)**
- **Once the light turns Green, the Indoor unit is ready to connect through WIFI, search for “UrboxIndoor with device code” in available WIFI networks through mobile, select the network, and log in with the default password 12345678**
- **Once the device is connected enter 192.168.4.1 in the address bar of the Internet Browser**
- **Input WIFI id, and password of your home/office WIFI network, select the desired initial Oxygen Level from (21 to 25) range and select SAVE**





STEP 2:

- Download the “URBAN OXYGEN” APP from the ANDROID PLAY STORE/ APPLE IOS store
- Open the app, enter your preferred mobile number, and SIGN IN
- Enter OTP sent through an SMS on the mobile number used to sign in
- Enter the required details and select SIGNUP
- Select the desired oxygen level from the range (21 to 25)
- Scroll up for more info and indoor air quality parameters



Breathe Healthy Live Healthy...



Indoor Unit LED COLOUR Codes:

RED	: Power ON (Initial 10 Seconds)
GREEN	: WIFI Configuration Mode (2 minutes)
RED - GREEN	: Sensors Calibration (2 Minutes)
BLUE	: O2 pumping in progress
BLUE - ORANGE	: WIFI connection mode
RED - BLUE blinking	: Indoor unit not in communication range with Outdoor unit or outdoor unit power OFF
BLUE wave	: Selected oxygen level achieved
RED blinking	: Outdoor unit Unhealthy

Note:

1. The LED Light of the Indoor Unit can be switched ON/OFF Through Mobile APP
2. The Outdoor Unit can be turned ON/OFF through Mobile APP
3. Upon Indoor unit Power ON it takes 5 Minutes to update data on the APP
4. O2 Level can be selected between the 20% - 25% range, upon O2 Level reaching selected level the outdoor unit stops pumping O2
5. It takes 1 hour time to fill 1% O2 in the room depending on model and room size
6. It is advised to close doors and windows for optimal results
7. O2 is not flammable but it inflates fire upon concentrated pumping on fire
8. Oxygen purity from the outdoor unit may fluctuate from 40% to 80%
9. When not in use it is advised to power off the Outdoor unit
10. The communication int-revel between
 - A) server and Indoor unit is 1 Minute
 - B) Indoor Unit and Outdoor unit is 30 Secondstherefore there may be delay in the execution of commands
11. Warranty certificate can be accessed through login page of URBOX.IN
12. For any info connect us
 - E.Mail : info@urbox.in
 - Toll Free Number : 1800-121-6132